

How Ohio Foundations Give

3,552
Foundations

2018 foundation giving by the numbers

\$1.9B

In giving

\$26.5B

In assets

\$1.87B

Gifts received

GIVING INCREASED

Giving by Ohio foundations increased to \$1.9 billion – a 7% jump – that is a new high. It appears alongside increases in both the number of foundations and their assets. Ohio's private foundations contributed over half of all grant dollars.

- 3,256 private foundations (92% of all foundations) gave \$1.13 billion
- 63 community foundations (12% of all foundations) gave \$535 million
- 125 corporate foundations (3% of all foundations) gave \$229 million
- 108 operating foundations (3% of all foundations) gave \$10.9 million

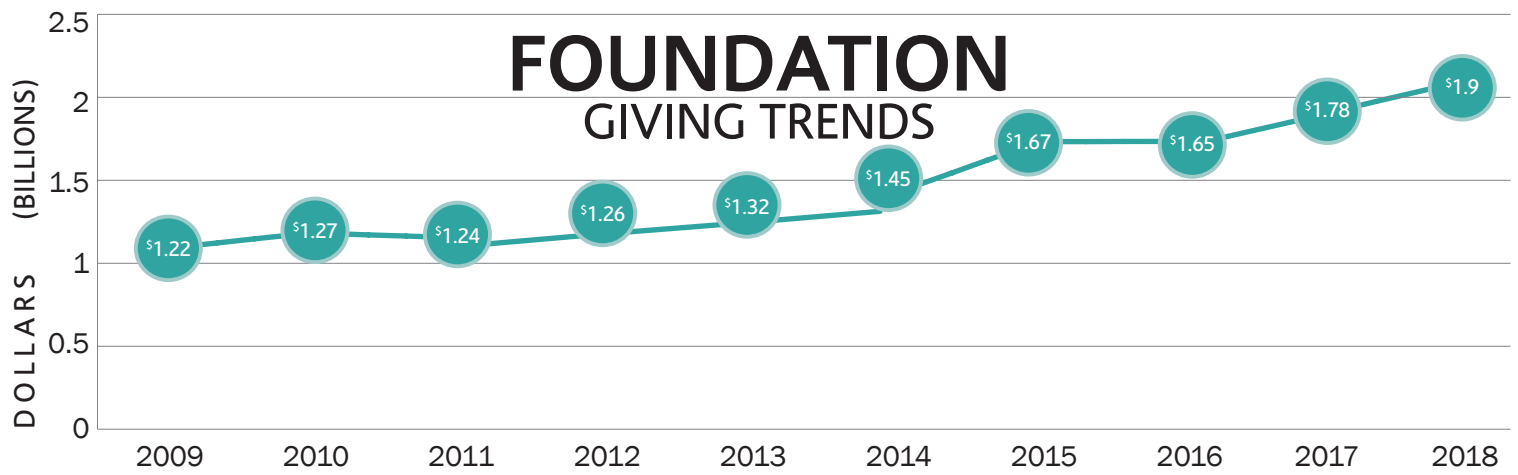
1% Other
Foundation
Giving

12% Corporate
Foundation
Giving

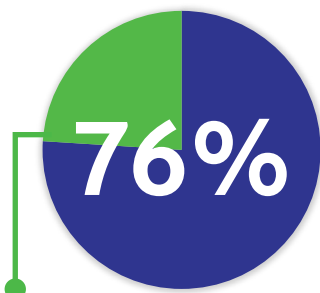
59%
Private
Foundation
Giving

28%
Community
Foundation
Giving





Over these 10 years, Ohio foundations have contributed over \$14.7 billion to nonprofits.



TOTAL GIVING

76% of Ohio's foundations gave less than \$150,000, with just under half giving less than \$50,000 in grants in a single year.

NUMBER OF FOUNDATIONS

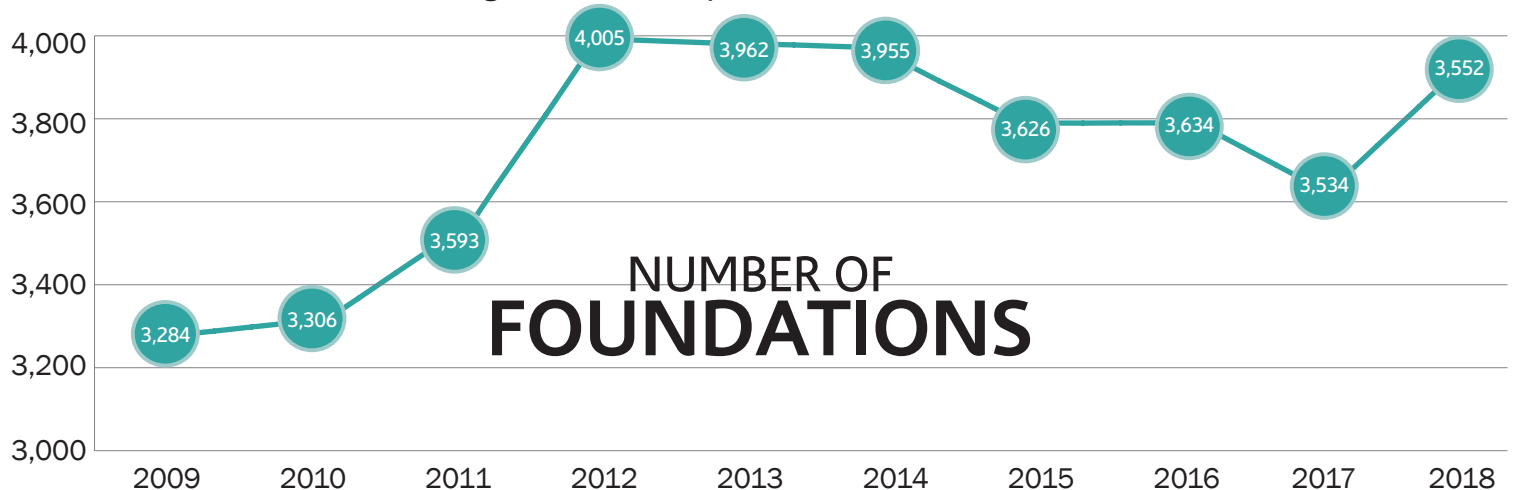
While private foundations make up the vast number of Ohio foundations (92%), their giving accounts for 59%.

- 3% Other Foundations
- 3% Corporate Foundations
- 2% Community Foundations

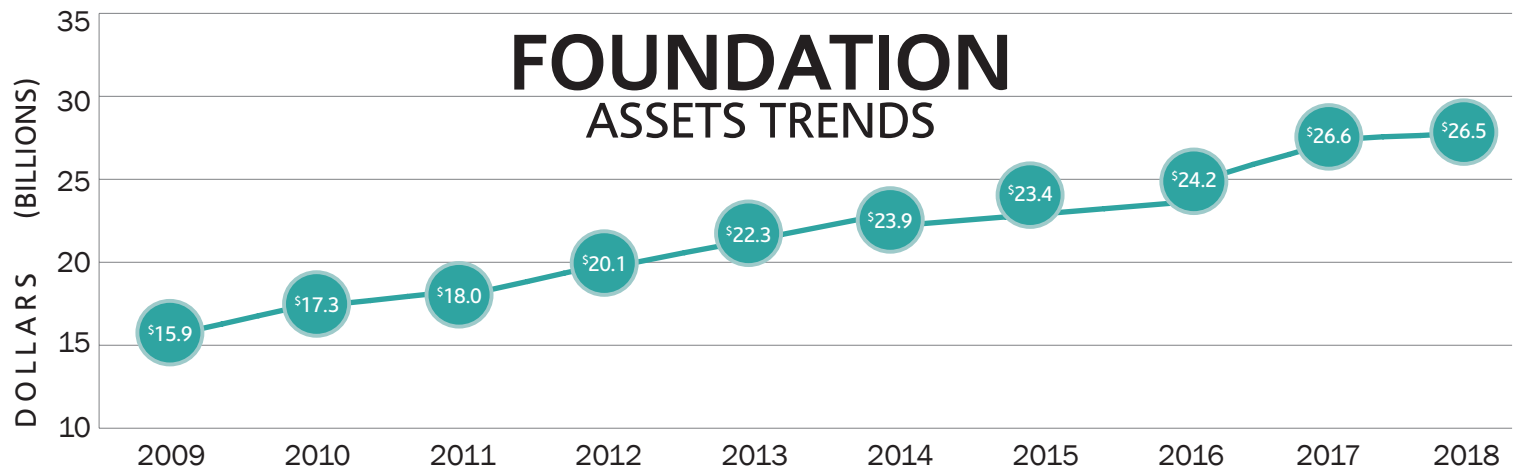


NUMBER OF FOUNDATIONS INCREASED

Although not back to the peak of 4,005 in 2012, the 2018 increase to 3,552 comes after a 5-year trend of decreases. Most of the growth was in private foundations.

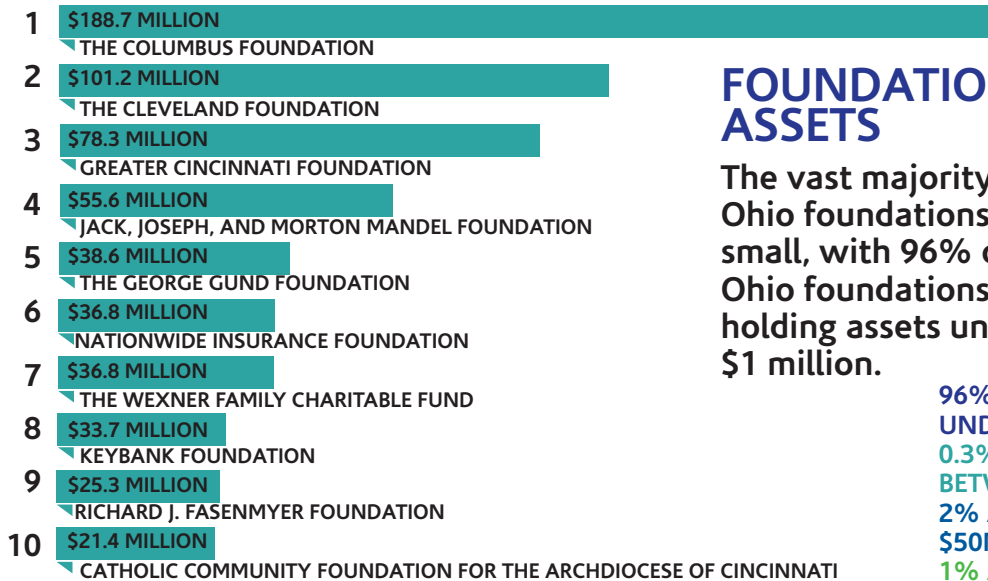


The 11% decrease in foundations headquartered in Ohio, a downward trend seen between 2012 and 2017, was reversed in 2018.



Foundation assets held steady.

TOP 10 FOUNDATIONS BY GIVING



FOUNDATION ASSETS

The vast majority of Ohio foundations are small, with 96% of all Ohio foundations holding assets under \$1 million.



96% ASSETS UNDER \$1M
 0.3% ASSETS BETWEEN \$1 - \$50M
 2% ASSETS BETWEEN \$50M - \$250M
 1% ASSETS OVER \$250M

These top 10 foundations combined contributed \$616.4 million to nonprofits.



Cuyahoga County
 Funders: 885
 Assets: \$10.6 billion
 Giving: \$663 million

Franklin County
 Funders: 353
 Assets: \$4.1 billion
 Giving: \$507 million

Hamilton County
 Funders: 457
 Assets: \$5.5 billion
 Giving: \$404 million

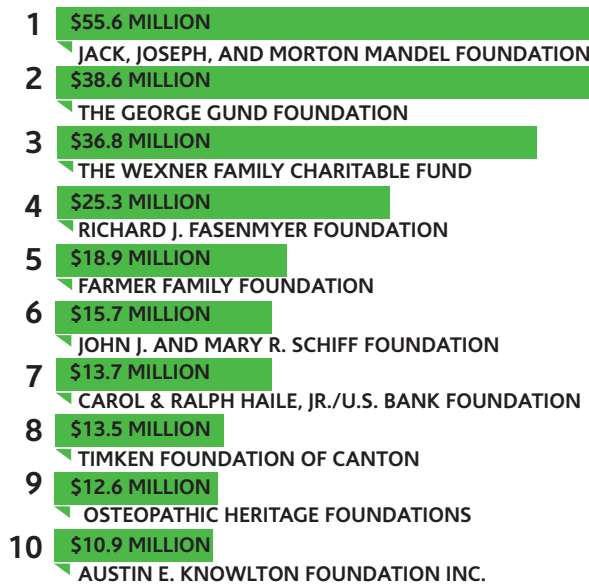
While Ohio's grantmaking foundations are spread across the state, they are most prevalent in three urban counties. Appalachia Ohio, which comprises 32 counties from the Ohio River to Lake Erie, continues to be under-resourced although there are many strong community foundations in the region.

OHIO'S PRIVATE FOUNDATIONS

GROWTH REBOUNDS, ALONG WITH RECORD GIVING

With the number of private foundations increasing modestly in 2018, their giving increased by 8% to a record high of \$1.1 billion and provided 59% of the state's grant dollars. Assets increased modestly, from \$17.1 billion to \$17.3 billion. Private foundations comprised 92% of the state's foundations, held 65% percent of the assets and received over half of all gifts, \$1.02 billion.

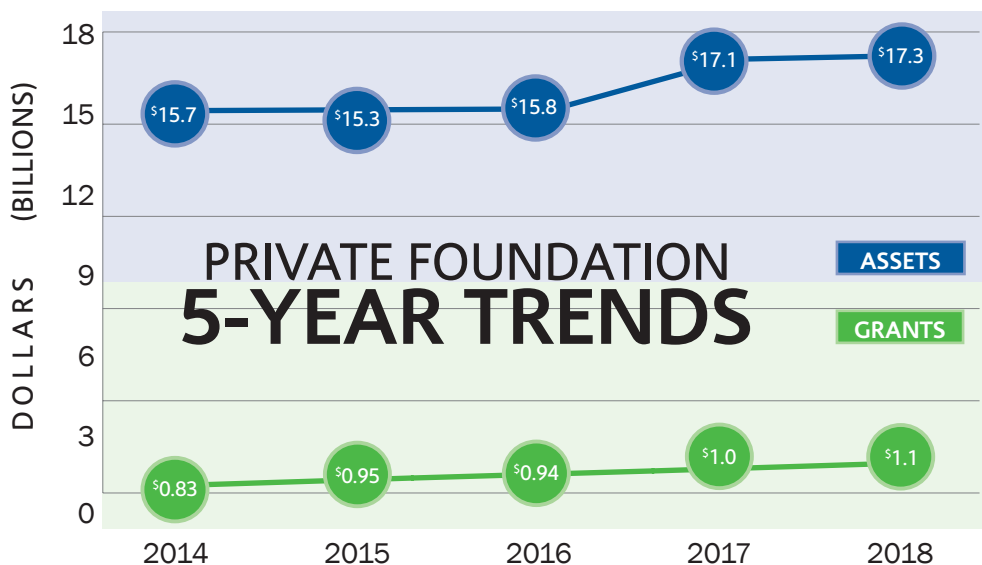
TOP 10 PRIVATE FOUNDATIONS



The number of private foundations has not rebounded from its 2012 high 3,676.

NUMBER OF FOUNDATIONS

2014	3,648
2015	3,329
2016	3,330
2017	3,244
2018	3,256



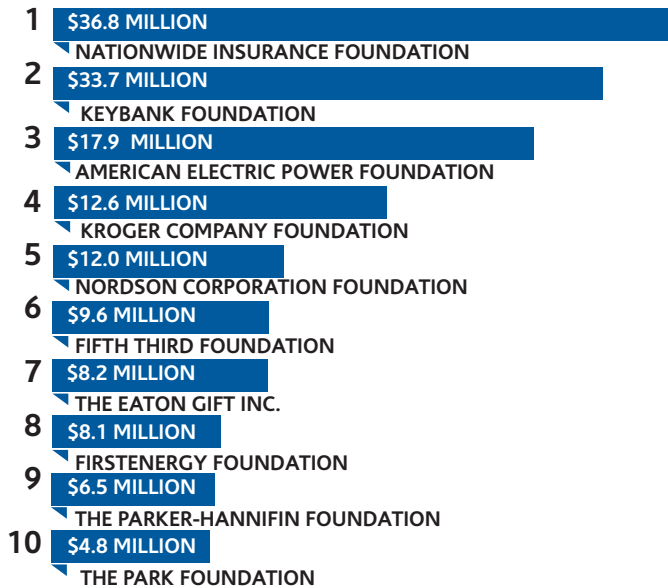
Nine out of 10 Ohio foundations are private foundations and most of these are small, family foundations. They received \$1 billion in gifts, 55% of all donations given to Ohio foundations. Over the past five years, Ohio's private foundations have invested \$4.8 billion in the work of nonprofits.

OHIO'S CORPORATE FOUNDATIONS

STEADY IN NUMBER, INCREASED GIVING

The number of corporate foundations headquartered in the state increased by two to 125 as assets and grants also increased in 2018. While comprising only 3.5% of the state's foundations, Ohio's corporate funders gave 12% of the state's grants, \$229 million.

TOP 10 CORPORATE FOUNDATIONS

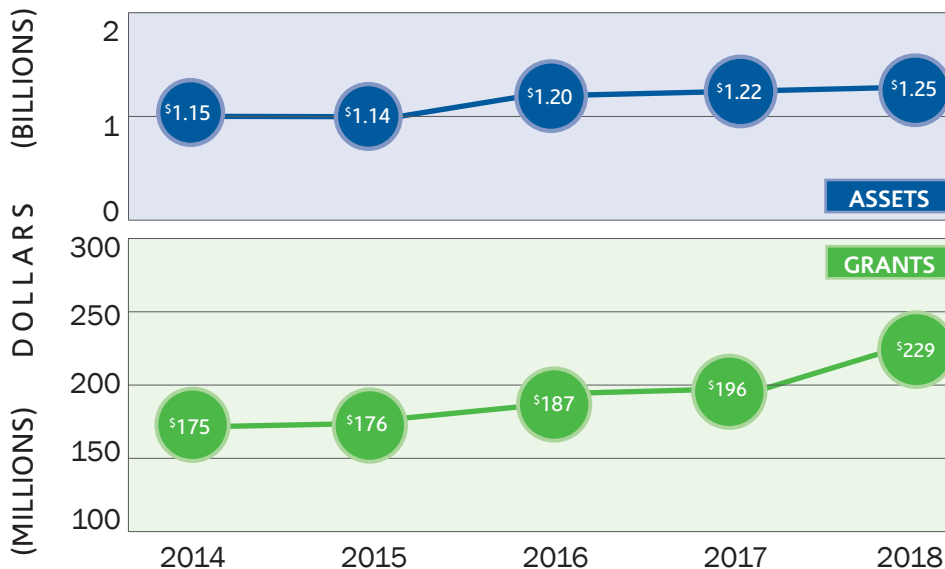


Staying relatively steady over the last 5 years, the number of companies headquartering their foundations in the state is short of the 2011 peak of 136.

NUMBER OF FOUNDATIONS

2014	121
2015	119
2016	122
2017	123
2018	125

CORPORATE FOUNDATION TRENDS



Over the past 5 years, corporate foundations have increased their support of nonprofits, totaling \$963 million. In 2018, these foundations received 11% of the state's charitable gifts, \$211 million.

OHIO'S COMMUNITY FOUNDATIONS

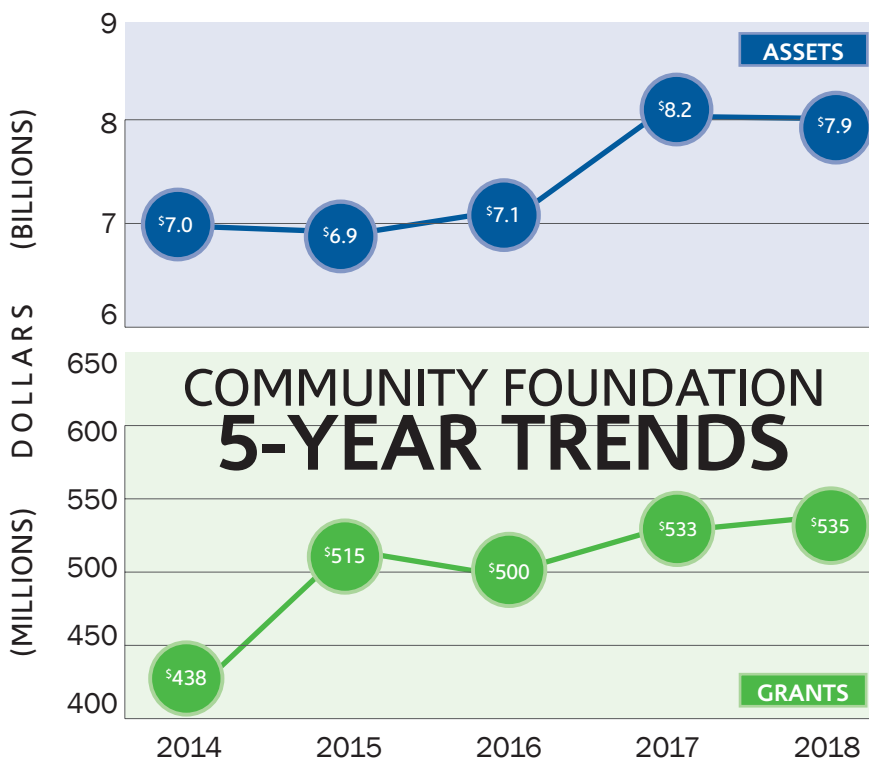
INCREASED GIVING

Despite drops in assets and gifts received, giving by community foundations increased to \$534.5 million in 2018, a modest increase over 2017. While community foundations comprise under 2% of Ohio's charitable grantmakers, their combined assets of \$7.86 billion made up 30% of the state's charitable assets and provided 28% of all grant dollars awarded. Community foundations received \$631 million in gifts, slightly less than the previous year.

TOP 10 COMMUNITY FOUNDATIONS BY GIVING



These top 10 community foundations combined contributed \$428.9 million to nonprofits.



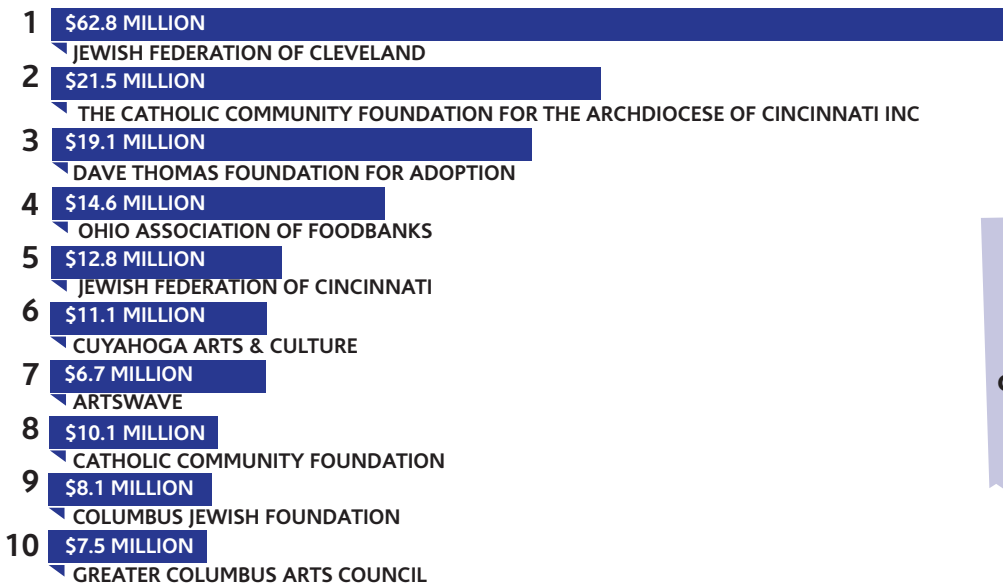
While the Foundation Center (our primary source for these data) counts 63 active, stand-alone community foundations in its data for Ohio (compared to 68 in 2017), there are another 36 that operate as affiliates of other community foundations. Taken together, the data show that Ohio has a strong network of community foundations that cover the state.

OHIO'S OTHER GRANTMAKERS

DECREASED GIVING

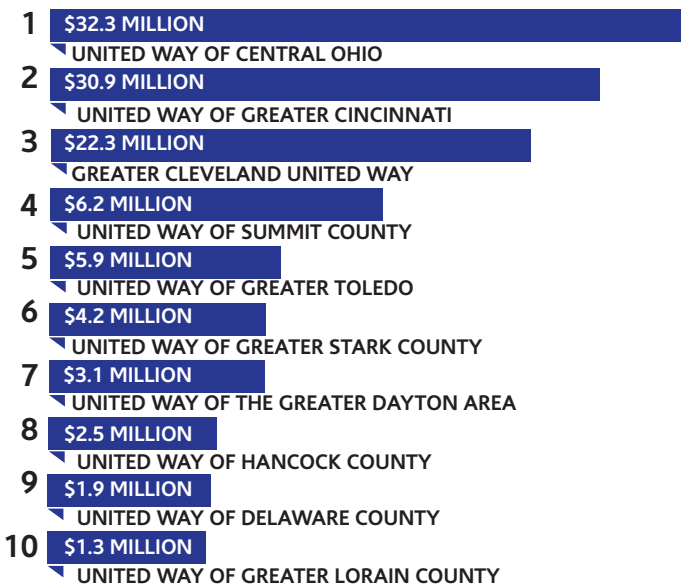
Rounding out the vibrant landscape of philanthropy in Ohio are those classified as public charities other than community foundations. Among the largest are The Catholic Community Foundation (Cleveland) that gave \$21.5 million, the Dave Thomas Foundation for Adoption (\$14.9 million) and Interact for Health (\$19.1 million). Also falling within this category are the state's eight Jewish Federations located in Akron, Canton, Cincinnati, Cleveland, Columbus, Greater Dayton, Toledo and Youngstown. The Jewish Federation of Cleveland gave \$62.8 million, the largest of the federations' giving totals. Additionally, arts funders such as the Greater Columbus Arts Council (\$7.5 million) and Cuyahoga Arts and Culture (\$12.8 million) are supported by public tax dollars and make this year's top 10 list.

TOP 10 OTHER GRANTMAKERS BY GIVING



These top 10 public charity grantmakers combined contributed \$186.6 million to nonprofits.

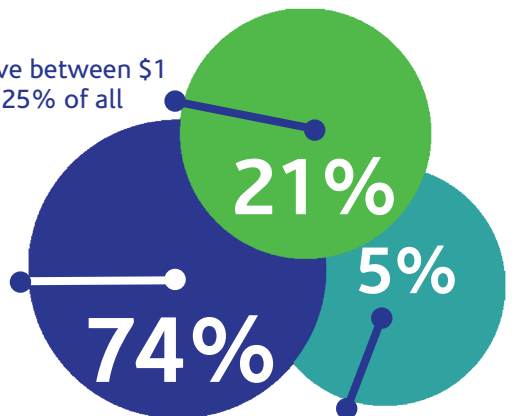
TOP 10 UNITED WAYS BY GIVING



Ohio's 66 United Ways are spread across the state, with some serving a single city and others serving multiple counties. Their combined giving decreased 10.5%, to \$134 million.

21% of United Ways gave between \$1 million and \$10 million (25% of all United Way giving)

74% of United Ways gave less than \$1 million (12% of all United Way giving)



5% of United Ways gave more than \$10 million (63% of all United Way giving)

ABOUT THIS REPORT

Ohio Gives provides a snapshot of the state's philanthropic landscape, drawing on 2018 and 2019 data obtained from a variety of sources. Our analysis relies on information from the most recent available year, primarily organizations' Form 990 and Form 990-PF. Other sources used for the report include Candid and annual reports.

Philanthropy Ohio is a statewide membership association that provides the network, tools and knowledge to help people engaged in philanthropy become more effective, powerful change agents in their communities.

Philanthropy Ohio

philanthropyohio.org
info@philanthropyohio.org



Central Ohio Office
500 South Front St.
Suite 900
Columbus, OH 43215
614.224.1344

Northern Ohio Office
1111 Superior Ave.
Suite 1112
Cleveland, OH 44114
216.861.6223